

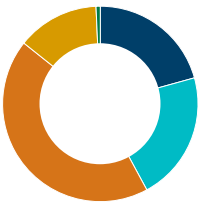
Unilever UK Pension Fund

Engagement by region

Over the last quarter we engaged with **68** companies held in the Unilever UK Pension Fund portfolios on a range of **140** social, environmental and governance issues.

Global

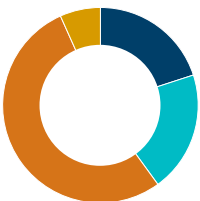
We engaged with **68** companies over the last quarter.



- Environmental 20.7%
- Social and ethical 21.4%
- Governance 43.6%
- Strategy and risk 13.6%
- Stewardship 0.7%

Australia and New Zealand

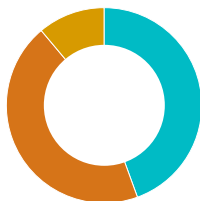
We engaged with **five** companies over the last quarter.



- Environmental 20.0%
- Social and ethical 20.0%
- Governance 53.3%
- Strategy and risk 6.7%

Developed Asia

We engaged with **five** companies over the last quarter.



- Social and ethical 44.4%
- Governance 44.4%
- Strategy and risk 11.1%

Emerging and Frontier Markets

We engaged with **five** companies over the last quarter.



- Environmental 12.5%
- Social and ethical 12.5%
- Governance 37.5%
- Strategy and risk 25.0%
- Stewardship 12.5%

Europe

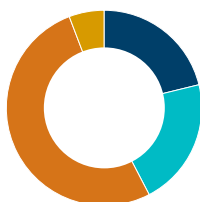
We engaged with **12** companies over the last quarter.



- Environmental 28.0%
- Social and ethical 12.0%
- Governance 40.0%
- Strategy and risk 20.0%

North America

We engaged with **29** companies over the last quarter.



- Environmental 21.2%
- Social and ethical 21.2%
- Governance 51.9%
- Strategy and risk 5.8%

United Kingdom

We engaged with **12** companies over the last quarter.



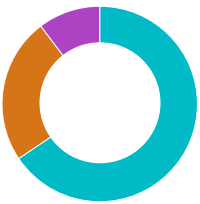
- Environmental 22.6%
- Social and ethical 25.8%
- Governance 29.0%
- Strategy and risk 22.6%

Engagement by issue

Over the last quarter we engaged with **68** companies held in the Unilever UK Pension Fund portfolios on a range of **140** social, environmental and governance issues.

Environmental

Environmental issues featured in **20.7%** of our engagements over the last quarter.



- Climate change/carbon intensity **65.5%**
- Environmental management **24.1%**
- Water stress **10.3%**

Social and ethical

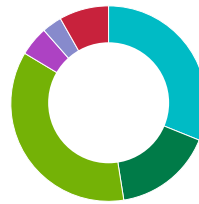
Social issues featured in **21.4%** of our engagements over the last quarter.



- Access to medicine **6.7%**
- Bribery and corruption **13.3%**
- Community relations **10.0%**
- Corporate culture **20.0%**
- Customer relations **3.3%**
- Employee relations **6.7%**
- Health and safety **26.7%**
- Licence to operate **6.7%**
- Supply chain management **6.7%**

Governance

Governance issues featured in **43.6%** of our engagements over the last quarter.



- Board structure **31.1%**
- Other governance **16.4%**
- Remuneration **36.1%**
- Separation of chair/CEO **4.9%**
- Shareholder communications **3.3%**
- Succession planning **8.2%**

Strategy and risk

Strategy and risk issues featured in **13.6%** of our engagements over the last quarter.



- Business strategy **42.1%**
- Capital structure **10.5%**
- Returns to shareholders **5.3%**
- Risk management **42.1%**

Stewardship

Stewardship issues featured in **0.7%** of our engagements over the last quarter.



- Reporting/disclosure **100.0%**