

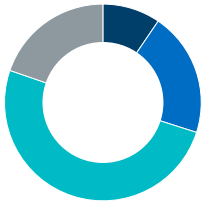
Unilever UK Pension Fund

Engagement by region

Over the last quarter we engaged with 58 companies held in the Unilever UK Pension Fund portfolios on a range of 147 social, environmental and governance issues.

Global

We engaged with 58 companies over the last quarter.



- Environmental 9.5%
- Social and ethical 20.4%
- Governance 50.3%
- Strategy and risk 19.7%

Australia and New Zealand

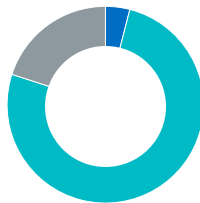
We engaged with one company over the last quarter.



- Governance 100.0%

Developed Asia

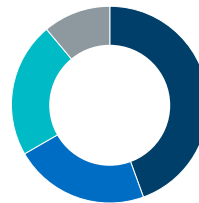
We engaged with 13 companies over the last quarter.



- Social and ethical 4.0%
- Governance 76.0%
- Strategy and risk 20.0%

Emerging and Frontier Markets

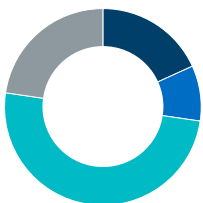
We engaged with three companies over the last quarter.



- Environmental 44.4%
- Social and ethical 22.2%
- Governance 22.2%
- Strategy and risk 11.1%

Europe

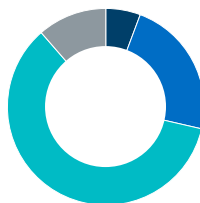
We engaged with 11 companies over the last quarter.



- Environmental 18.2%
- Social and ethical 9.1%
- Governance 50.0%
- Strategy and risk 22.7%

North America

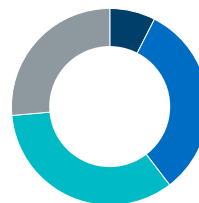
We engaged with 15 companies over the last quarter.



- Environmental 5.7%
- Social and ethical 22.9%
- Governance 60.0%
- Strategy and risk 11.4%

UK

We engaged with 15 companies over the last quarter.



- Environmental 7.5%
- Social and ethical 32.1%
- Governance 34.0%
- Strategy and risk 26.4%

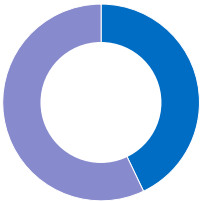
Unilever UK Pension Fund

Engagement by issue

Over the last quarter we engaged with 58 companies held in the Unilever UK Pension Fund portfolios on a range of 147 social, environmental and governance issues.

Environmental

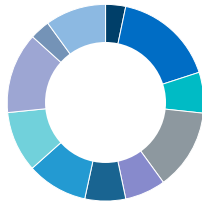
Environmental issues featured in 9.5% of our engagements over the last quarter.



- Climate change/carbon intensity 42.9%
- Other environmental 57.1%

Social and ethical

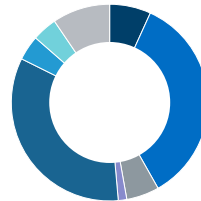
Social issues featured in 20.4% of our engagements over the last quarter.



- Access to medicine 3.3%
- Bribery and corruption 16.7%
- Community relations 6.7%
- Corporate culture 13.3%
- Customer relations 6.7%
- Employee relations 6.7%
- Health and safety 10.0%
- Licence to operate 10.0%
- Other social and ethical 13.3%
- Political risk management 3.3%
- Supply chain (inc child/other labour issues) 10.0%

Governance

Governance issues featured in 50.3% of our engagements over the last quarter.



- Accounting or auditing issues 6.8%
- Board structure 35.1%
- Other governance 5.4%
- Poison pill 1.4%
- Remuneration 33.8%
- Separation of chair/CEO 4.1%
- Shareholder communications 4.1%
- Succession planning 9.5%

Strategy and risk

Strategy and risk issues featured in 19.7% of our engagements over the last quarter.



- Business strategy 41.4%
- Reputational risk 6.9%
- Returns to shareholders 3.4%
- Risk management 48.3%