

## Unilever UK Pension Fund

Over the last quarter we made voting recommendations at **110** meetings (**839** resolutions). At **48** of those meetings we recommended opposing one or more resolutions. We supported management on all resolutions at the remaining **62** meetings.

### Global

We made voting recommendations at **110** meetings (**839** resolutions) over the last quarter.



■ Total meetings in favour **56.4%**  
■ Meetings against (or against AND abstain) **43.6%**

### Australia and New Zealand

We made voting recommendations at **24** meetings (**135** resolutions) over the last quarter.



■ Total meetings in favour **54.2%**  
■ Meetings against (or against AND abstain) **45.8%**

### Developed Asia

We made voting recommendations at **14** meetings (**97** resolutions) over the last quarter.



■ Total meetings in favour **42.9%**  
■ Meetings against (or against AND abstain) **57.1%**

### Emerging and Frontier Markets

We made voting recommendations at **23** meetings (**155** resolutions) over the last quarter.



■ Total meetings in favour **56.5%**  
■ Meetings against (or against AND abstain) **43.5%**

### Europe

We made voting recommendations at **17** meetings (**126** resolutions) over the last quarter.



■ Total meetings in favour **41.2%**  
■ Meetings against (or against AND abstain) **58.8%**

### North America

We made voting recommendations at **26** meetings (**231** resolutions) over the last quarter.



■ Total meetings in favour **65.4%**  
■ Meetings against (or against AND abstain) **34.6%**

### United Kingdom

We made voting recommendations at **six** meetings (**95** resolutions) over the last quarter.

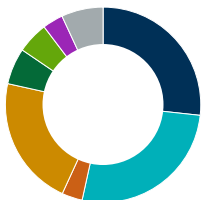


■ Total meetings in favour **100.0%**

The issues on which we recommended voted against management or abstaining on resolutions are shown below.

Global

We recommended voting against or abstaining on 116 resolutions over the last quarter.



- Board structure 26.7%
- Remuneration 26.7%
- Shareholder resolution 3.4%
- Capital structure and dividends 21.6%
- Amend articles 6.0%
- Audit and accounts 5.2%
- Governance 3.4%
- Other 6.9%

Australia and New Zealand

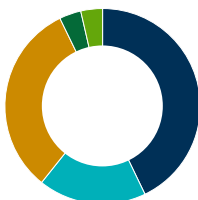
We recommended voting against or abstaining on 20 resolutions over the last quarter.



- Board structure 25.0%
- Remuneration 75.0%

Developed Asia

We recommended voting against or abstaining on 28 resolutions over the last quarter.



- Board structure 42.9%
- Remuneration 17.9%
- Capital structure and dividends 32.1%
- Amend articles 3.6%
- Audit and accounts 3.6%

Emerging and Frontier Markets

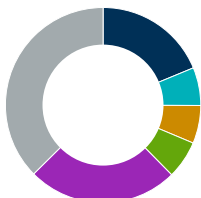
We recommended voting against or abstaining on 28 resolutions over the last quarter.



- Board structure 14.3%
- Remuneration 21.4%
- Capital structure and dividends 25.0%
- Amend articles 21.4%
- Audit and accounts 10.7%
- Other 7.1%

Europe

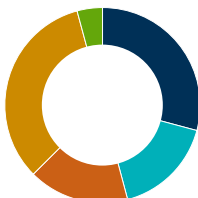
We recommended voting against or abstaining on 16 resolutions over the last quarter.



- Board structure 18.8%
- Remuneration 6.3%
- Capital structure and dividends 6.3%
- Audit and accounts 6.3%
- Governance 25.0%
- Other 37.5%

North America

We recommended voting against or abstaining on 24 resolutions over the last quarter.



- Board structure 29.2%
- Remuneration 16.7%
- Shareholder resolution 16.7%
- Capital structure and dividends 33.3%
- Audit and accounts 4.2%