

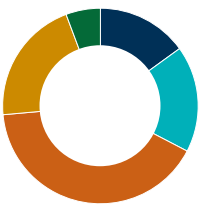
Unilever UK Pension Fund

Engagement by region

Over the last quarter we engaged with **82** companies held in the Unilever UK Pension Fund portfolios on a range of **193** social, environmental and governance issues.

Global

We engaged with **82** companies over the last quarter.



- Environmental 15.0%
- Social and ethical 17.6%
- Governance 40.9%
- Strategy and risk 20.7%
- Stewardship 5.7%

Developed Asia

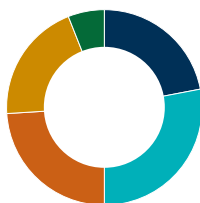
We engaged with **nine** companies over the last quarter.



- Social and ethical 22.6%
- Governance 35.5%
- Strategy and risk 25.8%
- Stewardship 16.1%

Emerging and Frontier Markets

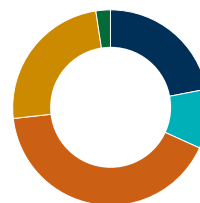
We engaged with **19** companies over the last quarter.



- Environmental 22.0%
- Social and ethical 28.0%
- Governance 24.0%
- Strategy and risk 20.0%
- Stewardship 6.0%

Europe

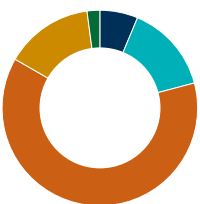
We engaged with **18** companies over the last quarter.



- Environmental 22.0%
- Social and ethical 9.8%
- Governance 41.5%
- Strategy and risk 24.4%
- Stewardship 2.4%

North America

We engaged with **25** companies over the last quarter.



- Environmental 6.3%
- Social and ethical 14.6%
- Governance 62.5%
- Strategy and risk 14.6%
- Stewardship 2.1%

United Kingdom

We engaged with **11** companies over the last quarter.



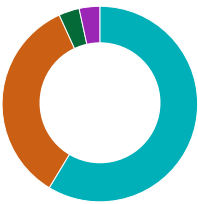
- Environmental 26.1%
- Social and ethical 8.7%
- Governance 39.1%
- Strategy and risk 21.7%
- Stewardship 4.3%

Engagement by issue

Over the last quarter we engaged with **82** companies held in the Unilever UK Pension Fund portfolios on a range of **193** social, environmental and governance issues.

Environmental

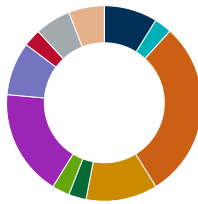
Environmental issues featured in **15.0%** of our engagements over the last quarter.



- Climate change/carbon intensity **58.6%**
- Environmental management **34.5%**
- Oil sands **3.4%**
- Water stress **3.4%**

Social and ethical

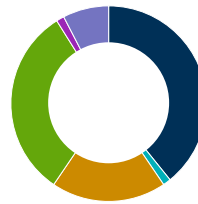
Social issues featured in **17.6%** of our engagements over the last quarter.



- Access to medicine **8.8%**
- Bribery and corruption **2.9%**
- Community relations **29.4%**
- Corporate culture **11.8%**
- Customer relations **2.9%**
- Diversity **2.9%**
- Health and safety **17.6%**
- Labour rights/employee relations **8.8%**
- Licence to operate **2.9%**
- Munitions manufacture **5.9%**
- Supply chain management **5.9%**

Governance

Governance issues featured in **40.9%** of our engagements over the last quarter.



- Board structure **39.2%**
- Committee structure **1.3%**
- Other governance **19.0%**
- Remuneration **31.6%**
- Separation of chair/CEO **1.3%**
- Succession planning **7.6%**

Strategy and risk

Strategy and risk issues featured in **20.7%** of our engagements over the last quarter.



- Business strategy **45.0%**
- Reporting/disclosure **7.5%**
- Returns to shareholders **5.0%**
- Risk management **42.5%**

Stewardship

Stewardship issues featured in **5.7%** of our engagements over the last quarter.



- Shareholder communications **100%**