

Unilever UK Pension Fund

Engagement by region

Over the last quarter we engaged with 69 companies held in the Unilever UK Pension Fund portfolios on a range of 185 social, environmental and governance issues.

Global

We engaged with 69 companies over the last quarter.



- Environmental 15.1%
- Social and ethical 16.8%
- Governance 48.6%
- Strategy and risk 19.5%

Australia and New Zealand

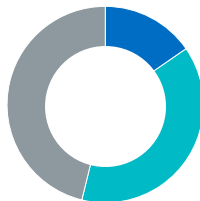
We engaged with two companies over the last quarter.



- Environmental 20.0%
- Social and ethical 40.0%
- Governance 40.0%

Developed Asia

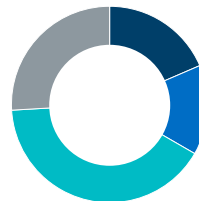
We engaged with six companies over the last quarter.



- Social and ethical 15.4%
- Governance 38.5%
- Strategy and risk 46.2%

Emerging and Frontier Markets

We engaged with ten companies over the last quarter.



- Environmental 18.5%
- Social and ethical 14.8%
- Governance 40.7%
- Strategy and risk 25.9%

Europe

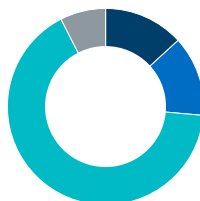
We engaged with 11 companies over the last quarter.



- Environmental 23.3%
- Social and ethical 13.3%
- Governance 50.0%
- Strategy and risk 13.3%

North America

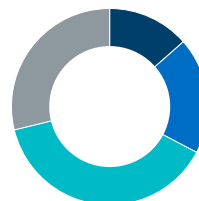
We engaged with 28 companies over the last quarter.



- Environmental 13.2%
- Social and ethical 13.2%
- Governance 66.0%
- Strategy and risk 7.5%

UK

We engaged with 12 companies over the last quarter.



- Environmental 13.5%
- Social and ethical 19.2%
- Governance 38.5%
- Strategy and risk 28.8%

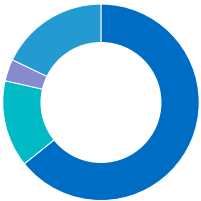
Unilever UK Pension Fund

Engagement by issue

Over the last quarter we engaged with 69 companies held in the Unilever UK Pension Fund portfolios on a range of 185 social, environmental and governance issues.

Environmental

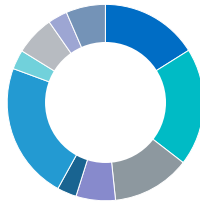
Environmental issues featured in 15.1% of our engagements over the last quarter.



- Climate change/carbon intensity **64.3%**
- Environmental management **14.3%**
- Oil sands **3.6%**
- Water stress **17.9%**

Social and ethical

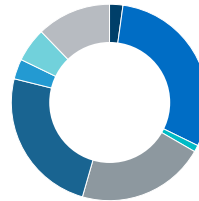
Social issues featured in 16.8% of our engagements over the last quarter.



- Bribery and corruption **16.1%**
- Community relations **19.4%**
- Corporate culture **12.9%**
- Customer relations **6.5%**
- Employee relations **3.2%**
- Health and safety **22.6%**
- Licence to operate **3.2%**
- Operations in troubled regions **6.5%**
- Political risk management **3.2%**
- Supply chain management **6.5%**

Governance

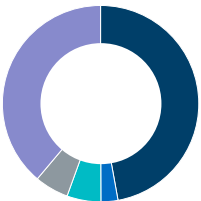
Governance issues featured in 48.6% of our engagements over the last quarter.



- Accounting or auditing issues **2.2%**
- Board structure **30.0%**
- Committee structure **1.1%**
- Other governance **21.1%**
- Remuneration **24.4%**
- Separation of chair/CEO **3.3%**
- Shareholder communications **5.6%**
- Succession planning **12.2%**

Strategy and risk

Strategy and risk issues featured in 19.5% of our engagements over the last quarter.



- Business strategy **47.2%**
- Capital structure **2.8%**
- Reputational risk **5.6%**
- Returns to shareholders **5.6%**
- Risk management **38.9%**