

UNILEVER INVESTING PLAN GLOBAL EQUITY FUND

Fund objective

An appropriately diversified investment vehicle with an investment objective which aims to achieve a return similar to that which could be achieved via a portfolio invested in globally diversified equity markets (i.e. UK, US, Europe, Japan, Asia and Emerging markets). This fund invests or reinsures into underlying funds managed by Fidelity or our Fund Partners.

Performance as at 30.06.2019

Past performance is not a reliable indicator of future results.

Yearly performance

	1 July 2014 to 30 June 2015	1 July 2015 to 30 June 2016	1 July 2016 to 30 June 2017	1 July 2017 to 30 June 2018	1 July 2018 to 30 June 2019
Fund	12.0%	-1.6%	22.9%	9.1%	3.8%
Benchmark	10.2%	1.6%	20.6%	9.6%	4.5%

Annualised performance

	1 Year	3 Years	5 Years	Since Launch
Fund	3.8%	11.7%	8.9%	10.9%
Benchmark	4.5%	11.4%	9.1%	10.9%

Figures reflect the return on investment after the fund's charges have been deducted.

Fund footnote: This fund is part of the long-term pension business of FIL Life Insurance Limited. Performance is calculated on a NAV to NAV basis. Source: Fidelity. Net Of Fee

Benchmark footnote: Composite benchmark: From Inception to 31/10/2015 : 66.6% MSCI World NDR and 33.4% MSCI AC World GDR. From 31/10/2015 : based on underlying fund - 30% FTSE All-Share, 60% of the following Indices (market cap weighted, hedged): FTSE AW Developed Europe ex UK, FTSE AW USA, FTSE AW Japan, FTSE AW Developed Asia Pacific ex Japan, 10% MSCI Emerging Markets). From 31/05/2018: 100% 30:70 Global Equity Sterling-Hedged Composite Index with a 30% allocation to United Kingdom (UK) equities and 70% allocation to overseas (non-UK) equities (which includes a 10% allocation to emerging market equities). Datasource: Blackrock.

Fund breakdown as at 30.06.2019

1 BlackRock ACS 30:70 Global Equity Curr Hedged Fund 100.0%

Source: BlackRock

Fund Partner Programme

Investment choice is an important feature of any DC plan. Through our Fund Partner Programme we offer an expanding range of funds from a growing list of fund partners, which includes actively managed, passive and specialist funds.

You benefit from Fidelity's investment, administration and communication expertise, while also having access to a range of funds from a number of other investment managers. All of our fund partners are recognised industry names with proven credentials. Fund Partner Programme provides a number of traditional investment options to help you achieve your investment goals, with an appropriate level of diversification.

KTPI
54494
T450a



www.fidelitypensions.co.uk



0800 3 68 68 68



pensions.service@fil.com

Fund facts

Benchmark

30/70 Global Equity Sterling-Hedged Composite Index (Blackrock)

Fund size
£6m

Launch date
31.07.12

Base currency
GBP

Annual management charge
0.330%**

Other charges
0.010%

Total Expense Ratio
0.340%

**This includes any additional charge for the management of this plan specific fund. The total expense ratio (TER) is a measure of the total costs associated with managing and operating an investment fund. The charges are reflected in the quoted unit/share price for the fund and are not deducted directly from your account. A full explanation of fund charges can be found in your plan literature.

SEDOL number
B55ZW75

ISIN number
GB00B55ZW755

Fund management style
Passive

The majority of our funds will not be available for review on external fund websites by searching for the ISIN or SEDOL numbers.

Risk factors

The value of your investments may go down as well as up and you may not get back the amount invested. Where a fund invests into more than one underlying fund, the risk factors reflect the risks applicable to each of the underlying funds.

Fund specific risk factors (see overleaf)

3: Efficient portfolio management 4: Emerging markets 5: Ethical restrictions 6: Exchange rate

Risk rating

Lower risk/return

Higher risk/return

L 1

L 2

M 1

M 2

H

M2 - Medium-Higher risk/return

The potential for capital growth is higher than the medium risk/return category, but risk is increased. Funds in this category can often experience large fluctuations in value, either up or down, especially in the shorter term.

Risk ratings on this factsheet are assigned by FIL Life. They are an indication only and take into account volatility, based on past performance, and an internal assessment of the underlying asset types in the fund. Ratings may change, do not imply or offer any guarantee, and only apply to, and in comparison with, the funds made available by Fidelity's DC business.













Fidelity
INTERNATIONAL

UNILEVER INVESTING PLAN GLOBAL EQUITY FUND

BlackRock ACS 30:70 Global Equity Curr Hedged Fund

Asset breakdown as at 30.06.2019

North American Stock	41.0%	
U.K. Stock Large Value	11.7%	
Asia ex-Japan Stock	10.6%	
European Stock Large Cap	9.5%	
Japan Stock	6.0%	
U.K. Stock Large Growth	4.5%	
U.K. Stock Mid Growth	2.3%	
Emerging Market Stock	2.2%	
U.K. Stock Mid Value	2.1%	
European Stock Mid Cap	2.1%	

Source: Morningstar

Please note that the breakdown of underlying funds shown may not equal 100% due to buying/selling over a month end resulting in the fund being slightly in debit or credit. Where derivative instruments are held they are generally represented in the appropriate asset or sector categories. When an "other" category is shown, it may include some derivative types such as volatility index futures and total return swaps.

Top holdings as at 30.06.2019

ACS 30:70 GLOBAL EQUITY TRACKER EQ SLV	89.8%
TENCENT HOLDINGS LTD	0.5%
ALIBABA GROUP HOLDING LTD ADR	0.4%
SAMSUNG ELECTRONICS CO LTD	0.4%
TAIWAN SEMICONDUCTOR MANUFACTURING CO LTD	0.4%
NASPERS LTD CLASS N	0.2%
CHINA CONSTRUCTION BANK CORP CLASS H	0.2%
PING AN INSURANCE (GROUP) CO. OF CHINA LTD CLASS H	0.1%
CHINA MOBILE LTD	0.1%
HOUSING DEVELOPMENT FINANCE CORP LTD	0.1%

Source: Morningstar

Reference in this document to specific securities should not be considered as a recommendation to buy or sell these securities, but is included for the purposes of illustration only.

Top holdings are those securities in which the largest percentage of the fund's total assets are invested. Investments made through derivative instruments and other securities issued by the same company are listed separately. Foreign exchange currency related derivative instruments and other derivatives similar to money market instruments, such as interest rate swaps, are excluded from the top holding calculation.

UNILEVER INVESTING PLAN GLOBAL EQUITY FUND

Risk factors explained

1. **Concentrated portfolio.** The fund may invest in a relatively smaller number of stocks. This stock concentration may carry more risk than funds spread across a larger number of companies.
2. **Derivative exposure.** The fund invests in derivatives as part of its investment strategy, over and above their use for efficient portfolio management. Investors should be aware that the use of these instruments can, under certain circumstances, increase the volatility and risk profile of the fund beyond that expected of a fund that only invests in equities. The fund may also be exposed to the risk that the company issuing the derivative may not honour their obligations which in turn could lead to losses arising.
3. **Efficient portfolio management.** The fund may use other investment instruments apart from / or in place of the actual underlying securities. This is done in order to manage the fund in a more efficient fashion. Examples of these other instruments could be options, derivatives or warrants. The process of using these instruments in the fund is referred to as efficient portfolio management. These instruments can be used to effectively take a position (or reduce an existing position) in a share or index, allowing positions to be altered more quickly and cost effectively than dealing directly in the underlying investment, but are not generally used to try and magnify returns. However, investors should be aware that the use of these instruments can, under certain circumstances, increase volatility and risk beyond that expected of a fund that only invests in conventional equities.
4. **Emerging markets.** The fund invests in emerging markets. There is an increased chance of political and economic instability with less reliable custody, dealing and settlement arrangements. The market(s) can be less liquid. If a fund investing in markets is affected by currency exchange rates, the investment could either increase or decrease. These investments, therefore, carry more risk.
5. **Ethical restrictions.** The fund is unable to invest in certain sectors and companies due to the ethical criteria used to select investments for the fund.
6. **Exchange rate.** The fund may invest in securities denominated in currencies that are different to the fund currency. The value of investments and any income from them may, therefore, decrease or increase as a result of changes in exchange rates between currencies.
7. **Geared investments.** The fund focuses on geared investments. Funds which focus on geared investments such as warrants or options carry a higher degree of risk than other equity investments because of the risk of the underlying investments. It is possible that the fund may suffer sudden and large falls in value so that the short fall on cancellation, or the loss of the realisation on the investment could be very high and could even equal the amount invested, in which case you would get nothing back.
8. **High yield bonds.** The fund invests in high yield bonds. High yield bonds carry a greater risk of default than investment grade bonds, and economic conditions and interest rate movements will have a greater effect on their price. Income levels may not be achieved and the income provided may vary.
9. **Specialist.** The fund is specifically aimed at sophisticated investors and is particularly high risk, because it concentrates on a region that may be exposed to unusual political or economic risks. You should only invest if you are comfortable with the specific risks pertaining to the fund in question.
10. **Income eroding capital growth.** The fund focuses on income which may reduce the prospect of capital growth. Any income generated cannot generally be withdrawn from a pension account until retirement and will be reinvested in the fund.
11. **Liquidity.** The fund can suffer from partial or total illiquidity, which may lead to considerable price fluctuations and the inability to redeem your investment. This could affect you, for example, when you are close to retirement.
12. **Performance charges.** The fund makes charges that depend on the fund's performance.
13. **Property funds.** The fund invests directly in physical property and there may be delays in completing your instruction to sell. This could affect you, for example when you are close to retirement, as it may be difficult to sell the units you hold in such funds. Any decision to invest in physical property should be carefully considered in line with your planned retirement goals. The value of physical property is generally a matter of a valuer's opinion rather than fact. Property transaction costs are high (typically around 5% due to legal costs, valuations and stamp duty).
14. **Sector specific funds.** The fund invests in specific sectors. Funds which invest in specific sectors may carry more risk than those spread across a number of different sectors. They may assume higher risk, as markets/sectors can be more volatile. In particular, gold, technology funds and other focused funds can suffer as the underlying stocks can be more volatile and less liquid.
15. **Smaller companies.** The fund invests in smaller companies. Smaller companies' shares can be more volatile and less liquid than larger companies' shares, so smaller company funds can carry more risk.
16. **Solvency of depositary.** The value of the fund may be affected if any of the institutions with which cash is deposited becomes insolvent or experiences other financial difficulties.
17. **Solvency of issuers.** The fund invests in bonds and there is a risk that the issuer may default, resulting in a loss to the portfolio.
18. **Volatility.** Investments in the fund tend to be volatile and investors should expect an above-average price increase or decrease.



www.fidelitypensions.co.uk



0800 3 68 68 68



pensions.service@fil.com

This fund is part of the long-term pension business of FIL Life Insurance Limited. Contributions may be allocated to funds of FIL Life Insurance Limited (FIL Life). FIL Life may also invest into funds managed by non-Fidelity fund managers or be reinsured by non-Fidelity life insurance companies. The name of the non-Fidelity insurance company or fund manager will normally be shown in the name of the FIL Life fund. Issued by FIL Life Insurance Limited. Authorised by the Prudential Regulation Authority and regulated by the Financial Conduct Authority and the Prudential Regulation Authority. Registered in England and Wales No. 3406905. Registered offices at: Oakhill House, 130 Tonbridge Road, Hildenborough, Kent, England TN11 9DZ. Fidelity, Fidelity International, the Fidelity International logo and F symbol are trademarks of FIL Limited. DCSSO3830 KTIPI 54494 T450a KTIPI

